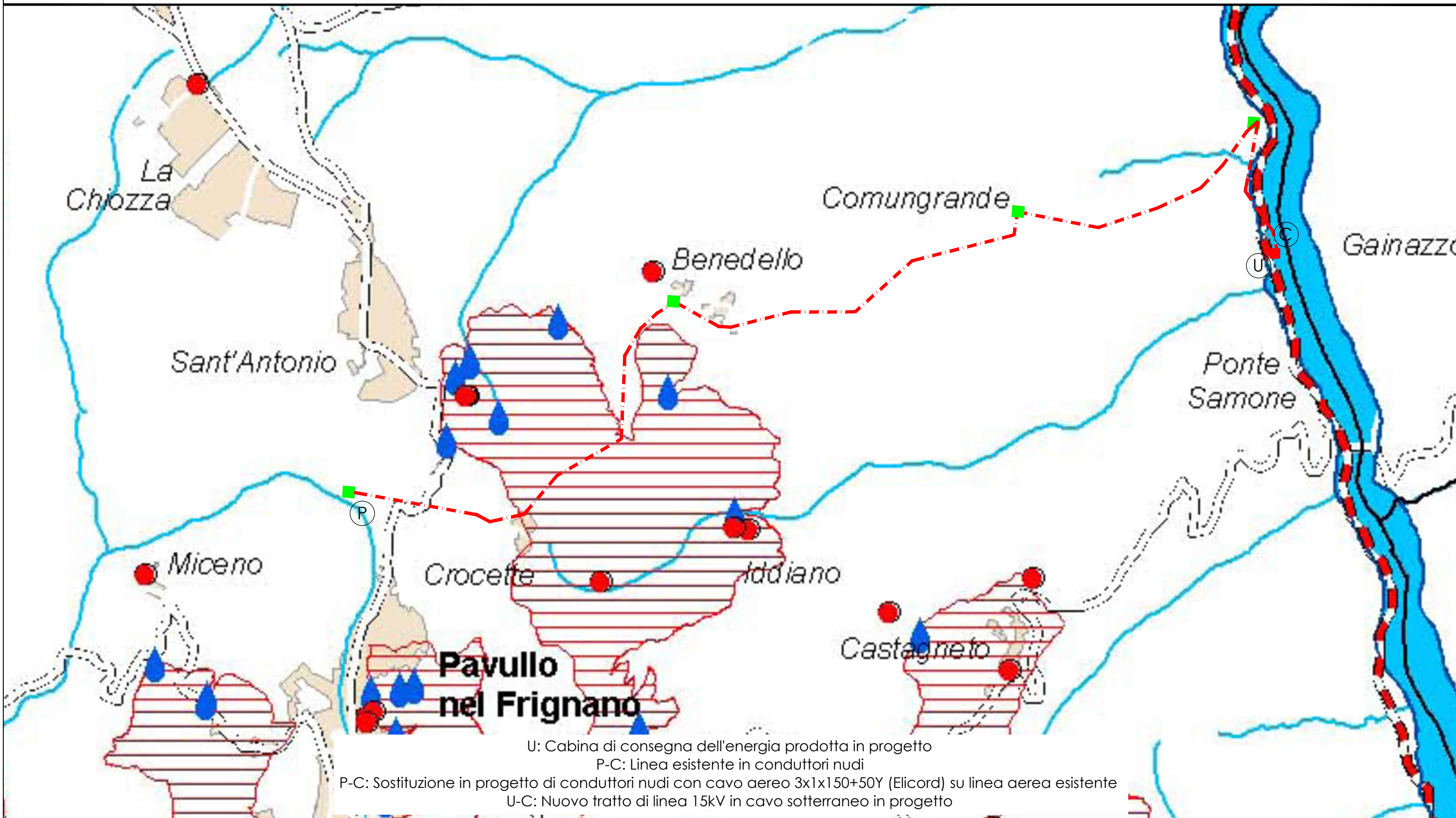











ESTRATTO SCALA 1:25.000 CARTA "A" PTCP PROVINCIA DI MODENA - CRITICITA' E RISORSE AMBIENTALI E TERRITORIALI



LEGENDA

	Esistente	In Progetto	Limite di intervento del piano particolareggiato	Scala: 1:25.000 Comune di PAVULLO NEL FRIGNANO
Cabina Secondaria in muratura o prefabbr./a palo				
Linea elettrica AEREA NUDA a 15 kV			Localizzazione dell'area interessata	
Linea elettrica in CAVO AEREO a 15 kV				
Linea elettrica in CAVO INTERRATO a 15 kV	